

Report No.:

Test Time: 2021-10-22 09:17

Luminaire Property

Luminaire Manufacturer:

Luminaire Description: RAV1201-CL120CCT Lamp Catalog: 3000K

Number of Lamps: 1

Lumens per Lamp: 830.8 lm

Luminous Length (mm): 78 mm

Luminous Width (mm): 78 mm

Luminous Height (mm): 0 mm

Voltage: 230.9 V

Current: 0.057 A

Power: 12.15 W

Power Factor: 0.917

Photometric Results

CIE Class: Direct

Total Rated Lamp Lumens: 830.8 lm

Measurement Flux: 830.8 lm

Efficiency: 100.00%

Downward Ratio: 100.00%

Upward Ratio: 0.00%

Field Angle(C0/C180,C90/C270,C45/C225,C135/315): 150.3, 150.6, 150.6, 149.8

Beam Angle(C0/C180,C90/C270,C45/C225,C135/315): 101.9, 101.8, 101.8, 101.8

Luminaire Efficacy Rating (LER): 68.43

Central Intensity: 339.25 cd


Max. Intensity: 339.65 cd

Pos of Max. Intensity: H45 V1

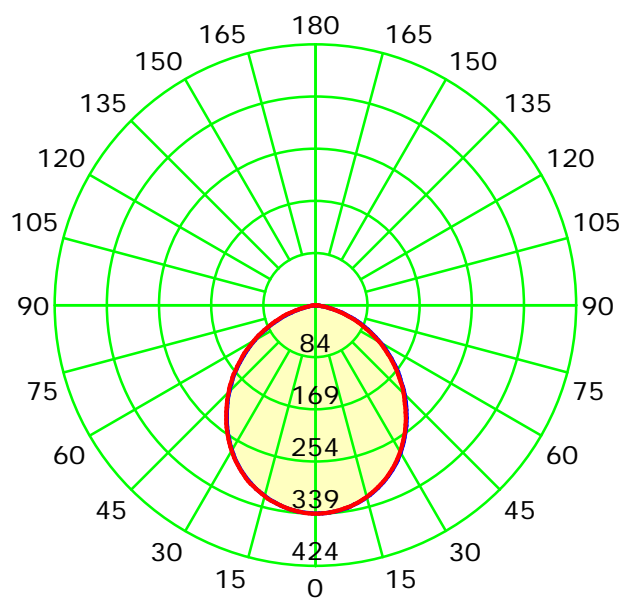
S/MH(C0/C180): 1.21

S/MH(C90/C270): 1.21

Picture Of Luminaire



Luminous Intensity Distribution Curve



Unit: cd

— C0-C180 — C90-C270

C Plane (°):0.0-360.0: 45.0

Gamma Plane (°):0.0-90.0: 1.0

Test Lab:

Test Device: GPM-1600

Test Type: TYPE C

Distance: 7.919 m

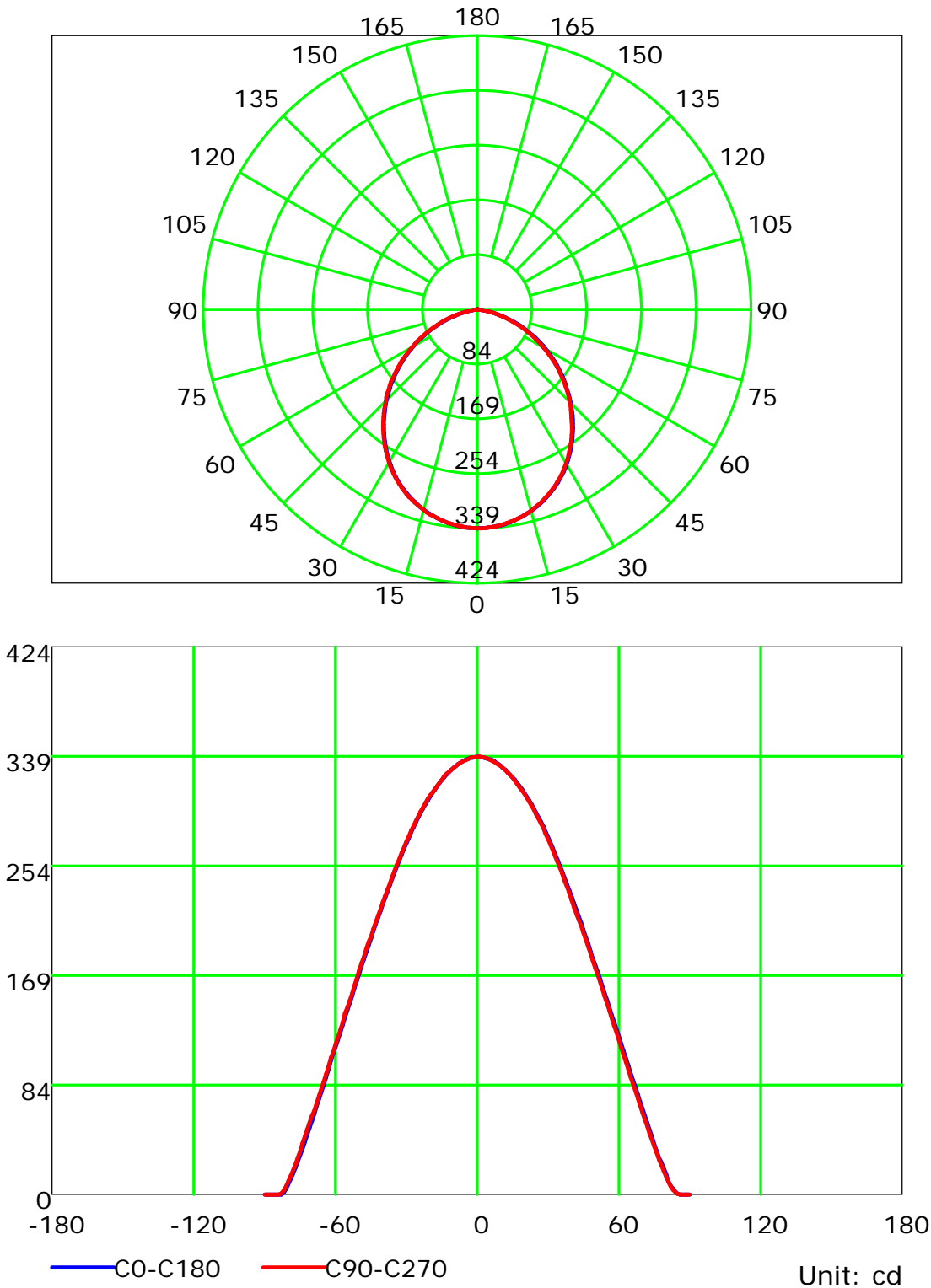
Temperature: 30°C

Humidity: 50%

Operator: YAN

Inspector:

Luminous Intensity Distribution Curve



C Plane (°):0.0-360.0: 45.0
Test Lab:
Test Type: TYPE C
Temperature: 30°C
Operator: YAN

Gamma Plane (°):0.0-90.0:1.0
Test Device: GPM-1600
Distance: 7.919 m
Humidity: 50%
Inspector:

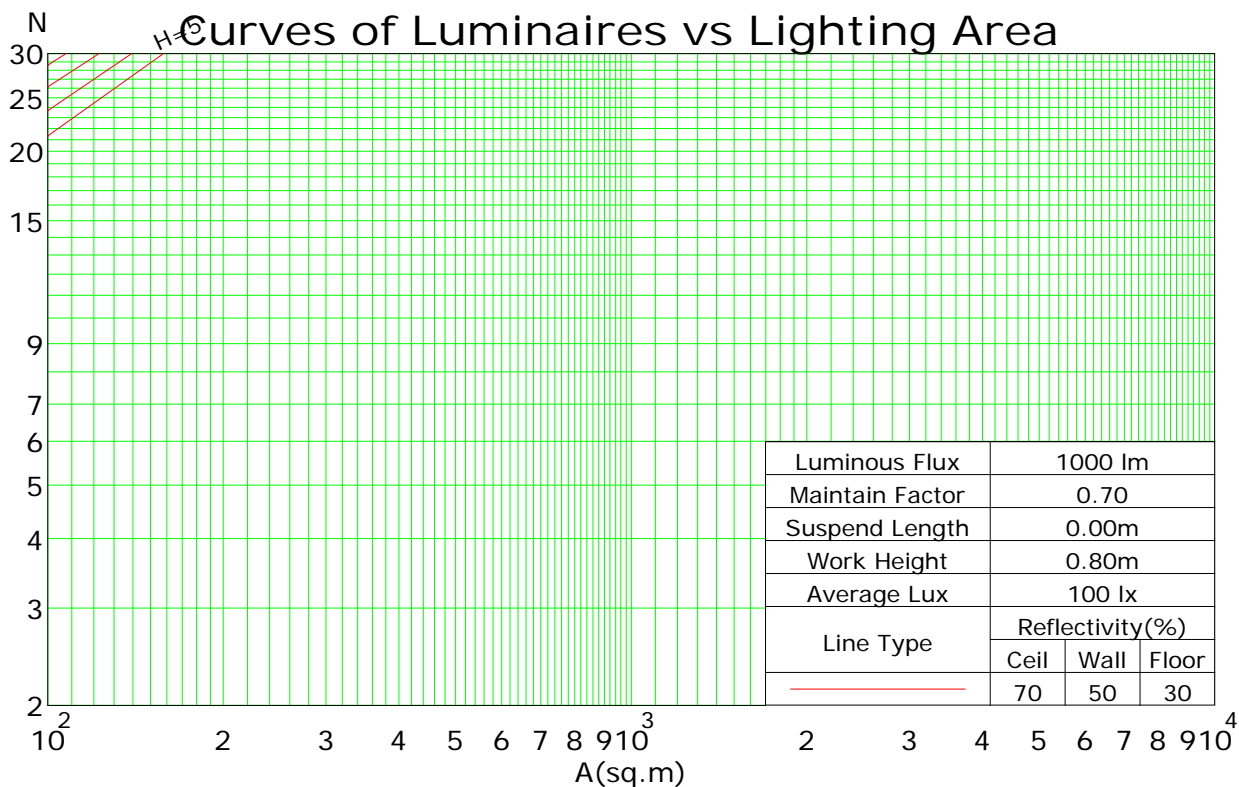
Coefficients Of Utilization - Zonal Cavity Method

RC	0.8	0.8	0.8	0.8	0.7	0.7	0.7	0.7	0.5	0.5	0.5	0.3	0.3	0.3	0.1	0.1	0.1	0
RW	0.7	0.5	0.3	0.1	0.7	0.5	0.3	0.1	0.5	0.3	0.1	0.5	0.3	0.1	0.5	0.3	0.1	0
RCR	RF = 0.2																	
0	119	119	119	119	116	116	116	116	111	111	111	106	106	106	102	102	102	100
1	110	106	102	99	107	104	100	97	99	96	94	95	93	91	92	90	88	86
2	101	93	87	82	98	91	85	81	88	83	79	85	81	77	82	78	75	73
3	92	82	75	69	90	81	74	68	78	72	67	75	70	66	73	68	65	62
4	85	73	65	59	82	72	64	58	70	63	57	67	61	57	65	60	56	54
5	78	66	57	51	76	65	57	51	63	56	50	61	54	50	59	53	49	47
6	72	59	51	45	70	59	50	44	57	49	44	55	49	44	54	48	43	41
7	67	54	46	40	65	53	45	39	52	44	39	50	44	39	49	43	39	37
8	63	49	41	35	61	49	41	35	47	40	35	46	40	35	45	39	35	33
9	58	45	37	32	57	45	37	32	44	37	32	43	36	32	42	36	31	30
10	55	42	34	29	54	41	34	29	40	34	29	40	33	29	39	33	29	27

Spacing Criteria (0-180): 1.21

Spacing Criteria (90-270): 1.21

Spacing Criteria (Diagonal): 1.31



C Plane (°):0.0-360.0: 45.0

Test Lab:

Test Type: TYPE C

Temperature: 30°C

Operator: YAN

Gamma Plane (°):0.0-90.0:1.0

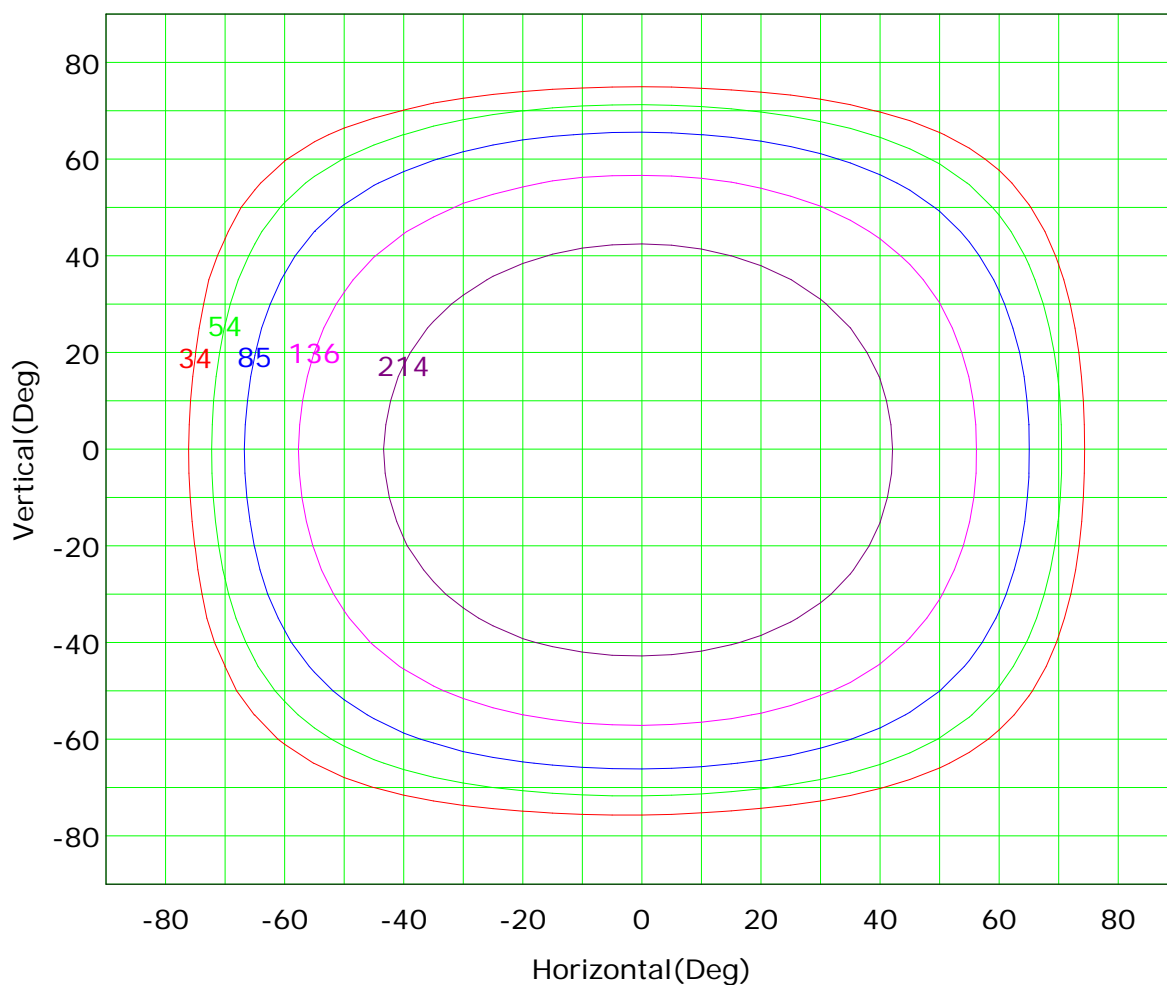
Test Device: GPM-1600

Distance: 7.919 m

Humidity: 50%

Inspector:

Isocandela (rectangle)



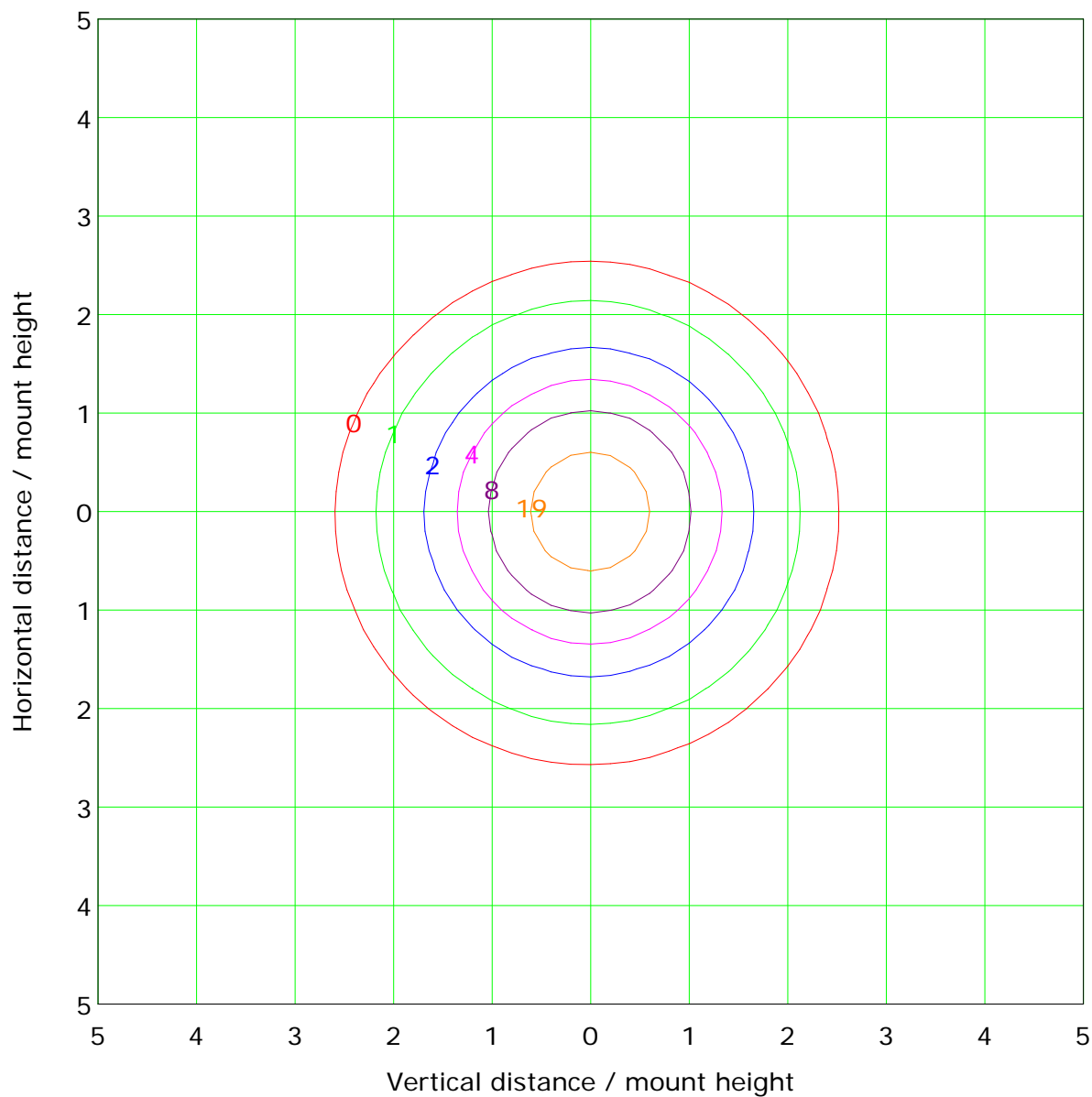
I_{max} (100%): 340 cd

(10%):	34 cd	(16%):	54 cd
(25%):	85 cd	(40%):	136 cd
(63%):	214 cd	(100%):	340 cd

C Plane (°):0.0-360.0: 45.0
 Test Lab:
 Test Type: TYPE C
 Temperature: 30°C
 Operator: YAN

Gamma Plane (°):0.0-90.0:1.0
 Test Device: GPM-1600
 Distance: 7.919 m
 Humidity: 50%
 Inspector:

IsoLux Plot



Mounting Height: 3.0m		Max Lux(100%): 37.7 lx	
(1%):	0.4 lx	(2%):	0.8 lx
(5%):	1.9 lx	(10%):	3.8 lx
(20%):	7.5 lx	(50%):	18.9 lx
(100%):	37.7 lx		

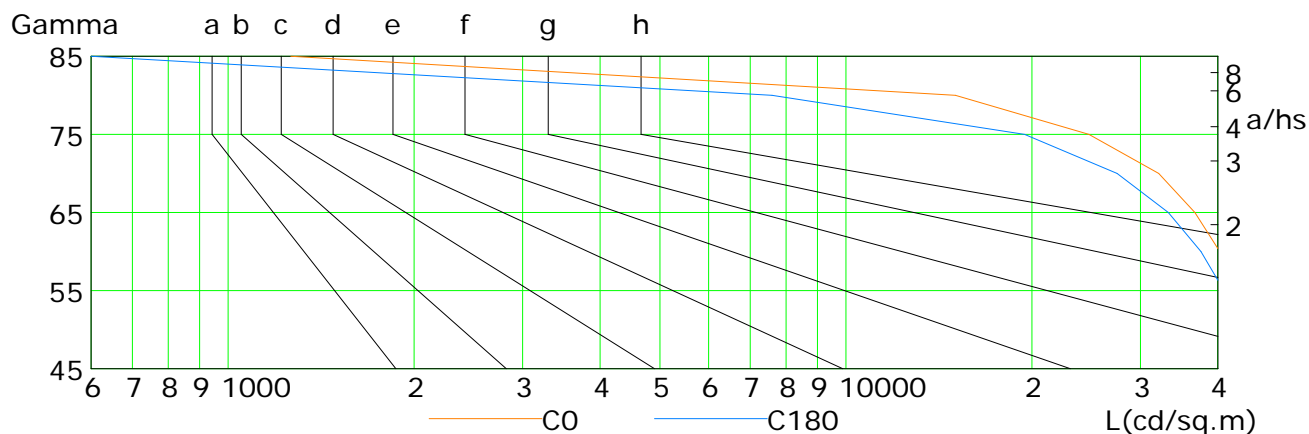
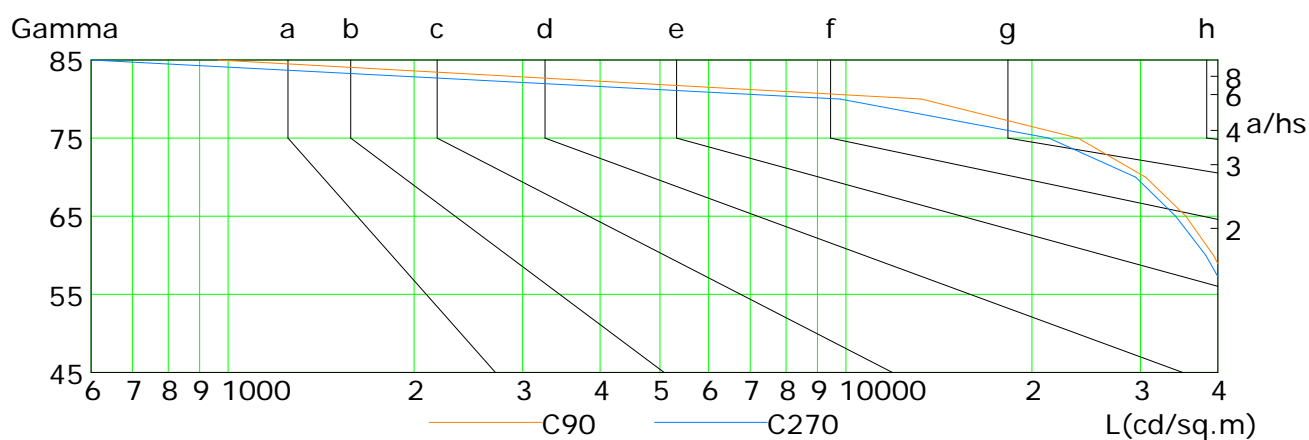
C Plane (°):0.0-360.0: 45.0
Test Lab:
Test Type: TYPE C
Temperature: 30°C
Operator: YAN

Gamma Plane (°):0.0-90.0:1.0
Test Device: GPM-1600
Distance: 7.919 m
Humidity: 50%
Inspector:

Lum Limit Curve

Dazzle	Quality	Illuminance (lx)							
1.15	A	2000	1000	500	<= 300				
1.50	B		2000	1000	500	<= 300			
1.85	C			2000	1000	500	<= 300		
2.20	D				2000	1000	500	<= 300	
2.55	E					2000	1000	500	<= 300

a b c d e f g h

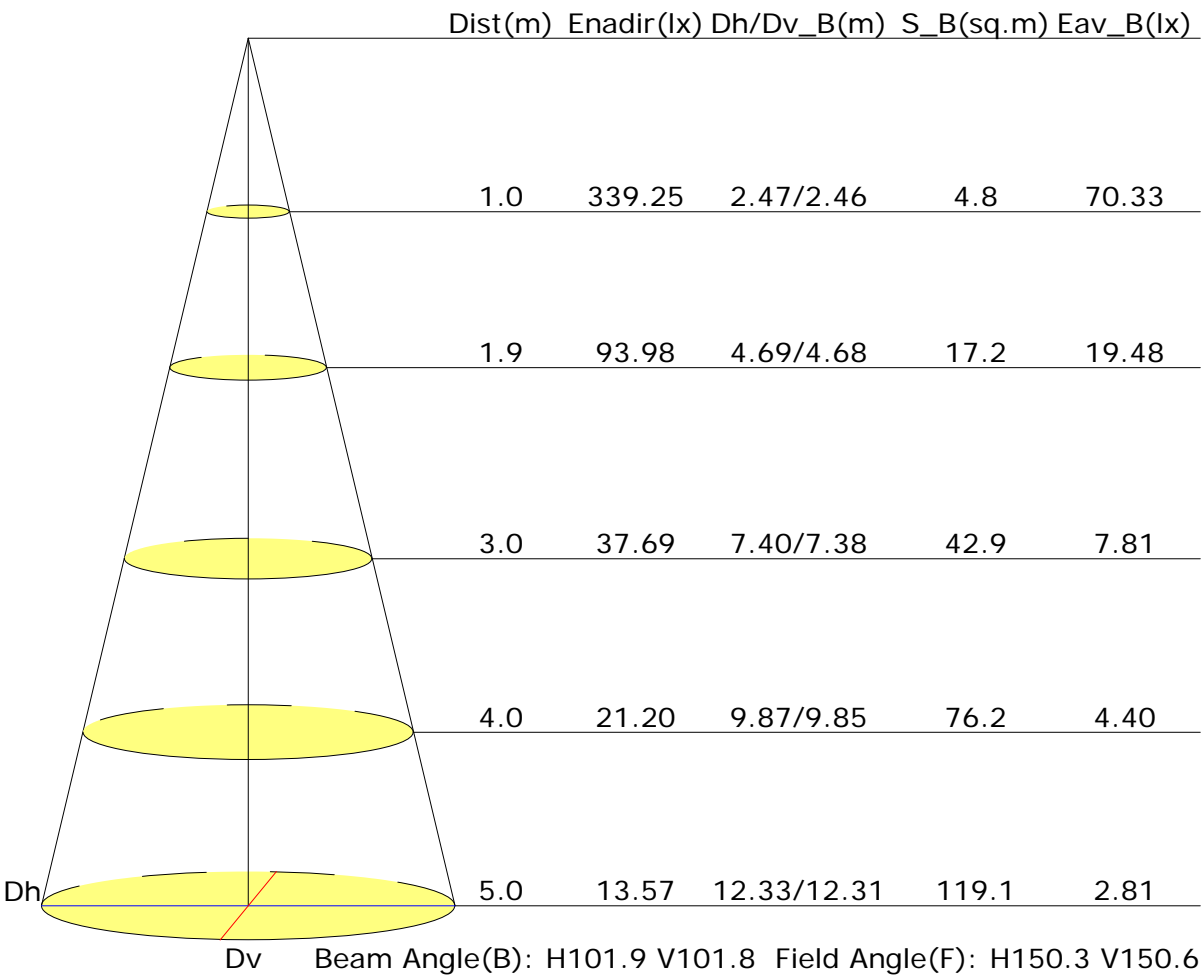


L(cd/sq.m)	G45	G50	G55	G60	G65	G70	G75	G80	G85
C0	47770	45608	43239	40319	36734	32112	24755	15050	1264
C90	47217	44976	42480	39362	35544	30569	23770	13261	962
C180	46232	43823	40958	37564	33253	27479	19465	7591	0
C270	46564	44557	41586	38258	34182	29459	21319	9797	0

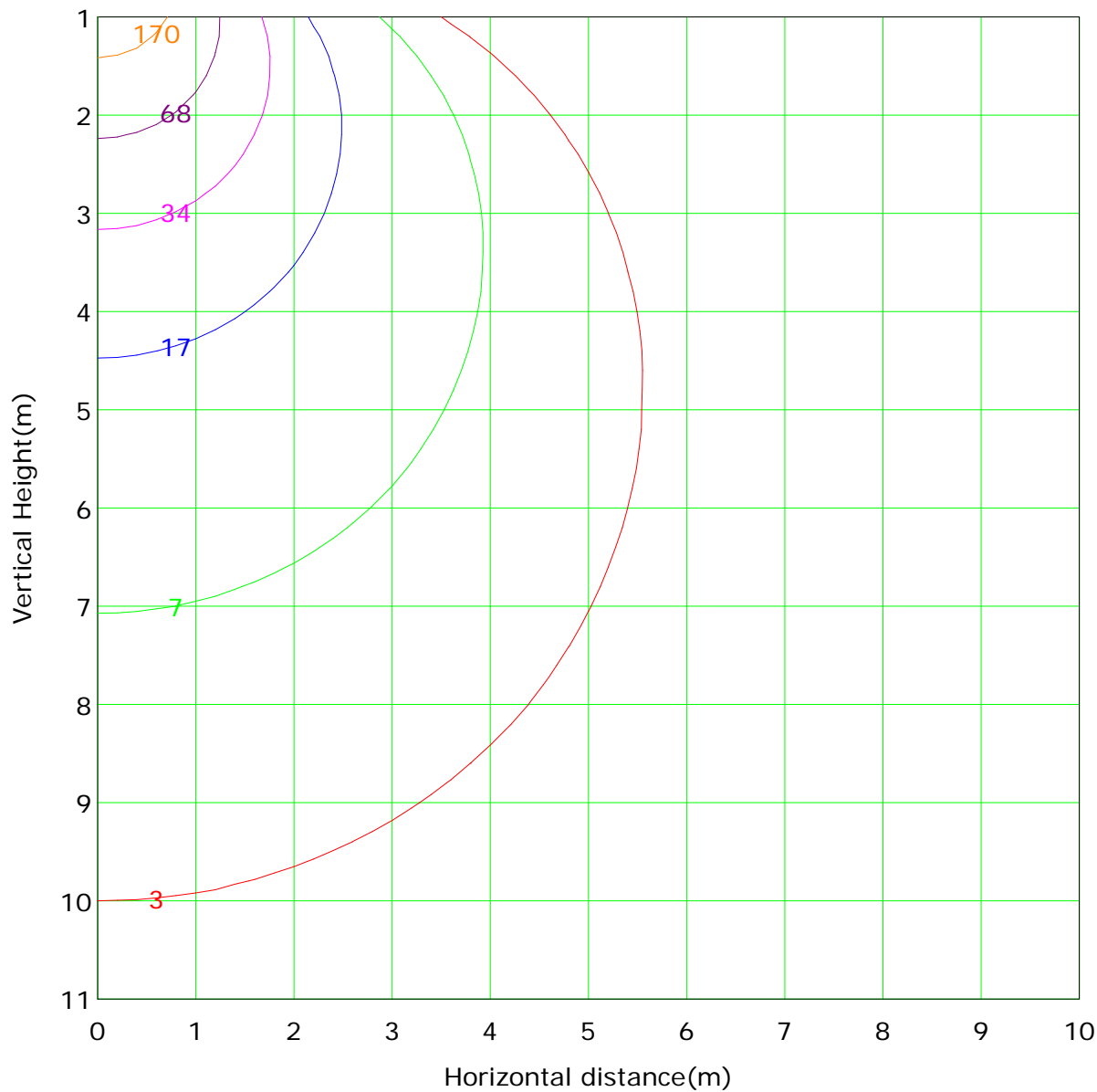
C Plane (°): 0.0-360.0: 45.0
 Test Lab:
 Test Type: TYPE C
 Temperature: 30°C
 Operator: YAN

Gamma Plane (°): 0.0-90.0: 1.0
 Test Device: GPM-1600
 Distance: 7.919 m
 Humidity: 50%
 Inspector:

Illuminance at a Distance



Vertical IsoLux Plot



Lowest(m): 1.0m Highest(m): 11.0m Max Lux: 339.3 lx

(1%): 3.4 lx	(2%): 6.8 lx
(5%): 17.0 lx	(10%): 33.9 lx
(20%): 67.8 lx	(50%): 169.6 lx
(100%): 339.3 lx	

C Plane (°):0.0-360.0: 45.0
Test Lab:
Test Type: TYPE C
Temperature: 30°C
Operator: YAN

Gamma Plane (°):0.0-90.0:1.0
Test Device: GPM-1600
Distance: 7.919 m
Humidity: 50%
Inspector:

Area Flux Table

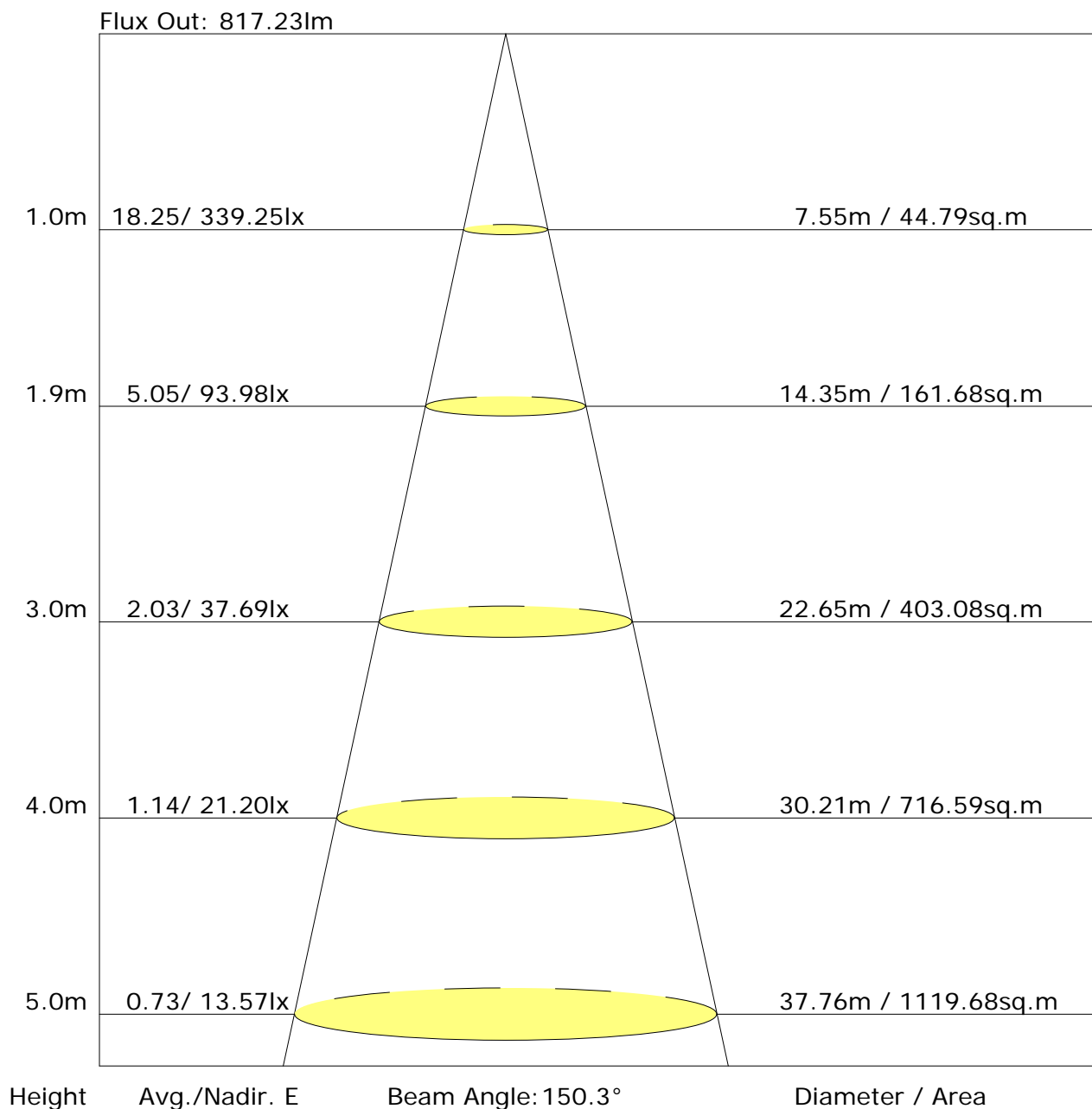
Unit: lm

	Vertical plane																			Horizontal plane																				
	-90	-80	-70	-60	-50	-40	-30	-20	-10	0	10	20	30	40	50	60	70	80	90	-90	-80	-70	-60	-50	-40	-30	-20	-10	0	10	20	30	40	50	60	70	80	90		
Flux(E)	0.0	0.0	0.0	0.0	0.0	0.0	0.0	0.0	0.0	0.0	0.0	0.0	0.0	0.0	0.0	0.0	0.0	0.0	0.0	0.0	0.0	0.0	0.0	0.0	0.0	0.0	0.0	0.0	0.0	0.0	0.0	0.0	0.0	0.0	0.0	0.0	0.0	0.0	0.0	
Flux(T)	0.0	2.1	10.0	23.6	41.4	60.8	79.0	93.1	100.9	101.2	93.9	80.2	62.2	42.9	25.2	11.3	2.8	0.1	831	0.0	0.0	0.0	0.0	0.0	0.0	0.0	0.0	0.0	0.0	0.0	0.0	0.0	0.0	0.0	0.0	0.0	0.0	0.0	0.0	0.0
Flux(E)	0.0	0.9	9.1	22.8	40.6	60.0	78.2	92.3	100.2	100.5	93.1	79.5	61.5	42.2	24.4	10.4	1.6	0.0		0.0	0.0	0.0	0.0	0.0	0.0	0.0	0.0	0.0	0.0	0.0	0.0	0.0	0.0	0.0	0.0	0.0	0.0	0.0	0.0	0.0

C Plane (°): 0.0-360.0: 45.0
 Test Lab:
 Test Type: TYPE C
 Temperature: 30°C
 Operator: YAN

Gamma Plane (°): 0.0-90.0: 1.0
 Test Device: GPM-1600
 Distance: 7.919 m
 Humidity: 50%
 Inspector:

The Average Illuminance Effective Figure



C Plane (°): 0.0-360.0: 45.0
 Test Lab:
 Test Type: TYPE C
 Temperature: 30°C
 Operator: YAN

Gamma Plane (°): 0.0-90.0: 1.0
 Test Device: GPM-1600
 Distance: 7.919 m
 Humidity: 50%
 Inspector:

UGR Table

Reflectance:										
Ceiling (cavity)	0.7	0.7	0.5	0.5	0.3	0.7	0.7	0.5	0.5	0.3
Wall	0.5	0.3	0.5	0.3	0.3	0.5	0.3	0.5	0.3	0.3
Reference plane	0.2	0.2	0.2	0.2	0.2	0.2	0.2	0.2	0.2	0.2
Room dimensions	Viewed crosswise					Viewed endwise				
X=2H Y=2H	25.7	27.0	26.0	27.2	27.4	25.5	26.9	25.8	27.1	27.3
3H	26.9	28.1	27.2	28.3	28.6	26.7	27.9	27.0	28.1	28.4
4H	27.2	28.4	27.6	28.6	28.9	27.0	28.1	27.4	28.4	28.7
6H	27.4	28.4	27.7	28.7	29.0	27.1	28.1	27.5	28.4	28.8
8H	27.3	28.4	27.7	28.7	29.0	27.1	28.1	27.4	28.4	28.7
12H	27.3	28.3	27.7	28.6	28.9	27.0	28.0	27.4	28.3	28.7
X=4H Y=2H	26.2	27.3	26.5	27.6	27.9	26.1	27.2	26.4	27.5	27.8
3H	27.6	28.5	27.9	28.9	29.2	27.4	28.4	27.8	28.7	29.0
4H	28.0	28.9	28.4	29.2	29.6	27.8	28.7	28.2	29.0	29.4
6H	28.2	29.0	28.6	29.3	29.7	28.0	28.7	28.4	29.1	29.5
8H	28.2	28.9	28.6	29.3	29.7	27.9	28.6	28.4	29.0	29.4
12H	28.2	28.8	28.6	29.2	29.6	27.9	28.5	28.4	28.9	29.4
X=8H Y=4H	28.1	28.8	28.6	29.2	29.6	28.0	28.6	28.4	29.0	29.5
6H	28.4	28.9	28.8	29.4	29.8	28.1	28.7	28.6	29.1	29.6
8H	28.4	28.9	28.9	29.3	29.8	28.1	28.6	28.6	29.1	29.5
12H	28.3	28.8	28.8	29.2	29.7	28.1	28.5	28.6	29.0	29.5
X=12H Y=4H	28.1	28.7	28.6	29.1	29.6	27.9	28.5	28.4	29.0	29.4
6H	28.4	28.8	28.8	29.3	29.8	28.1	28.6	28.6	29.1	29.5
8H	28.4	28.8	28.9	29.2	29.7	28.1	28.5	28.6	29.0	29.5
Variations with the observer position at spacings:										
S=1.0H	+0.2/-0.2					+0.2/-0.2				
S=1.5H	+0.3/-0.6					+0.4/-0.7				
S=2.0H	+0.7/-1.1					+0.8/-1.3				

Calculate in accordance with CIE Pub.117. The table is revised with 831lm ($8\log(F/F_0) = -0.6$).

C Plane (°):0.0-360.0: 45.0
Test Lab:
Test Type: TYPE C
Temperature: 30°C
Operator: YAN

Gamma Plane (°):0.0-90.0:1.0
Test Device: GPM-1600
Distance: 7.919 m
Humidity: 50%
Inspector:

Utilisation Factor Table(Floor cavity)

Utilisation Factors UF(F)			SHR NOM = 1.50								
Room Reflectance			Room Index(RI)								
Ceiling	Wall	Floor	0.75	1.00	1.25	1.50	2.00	2.50	3.00	4.00	5.00
0.70	0.50	0.20	0.65	0.73	0.80	0.85	0.92	0.96	0.99	1.03	1.06
	0.30		0.58	0.66	0.74	0.79	0.86	0.91	0.95	1.00	1.03
	0.20		0.53	0.61	0.69	0.74	0.82	0.87	0.91	0.97	1.00
0.50	0.50	0.20	0.63	0.71	0.78	0.82	0.89	0.93	0.96	0.99	1.02
	0.30		0.57	0.65	0.72	0.77	0.84	0.89	0.92	0.97	0.99
	0.20		0.52	0.60	0.68	0.73	0.80	0.85	0.89	0.94	0.97
0.30	0.50	0.20	0.62	0.69	0.76	0.80	0.86	0.90	0.92	0.96	0.98
	0.30		0.56	0.64	0.71	0.76	0.82	0.86	0.90	0.93	0.96
	0.20		0.52	0.60	0.67	0.72	0.79	0.84	0.87	0.91	0.94
0.00	0.00	0.00	0.50	0.57	0.64	0.69	0.76	0.80	0.83	0.87	0.90
<p>Rating: 12W Photometrically tested without ceiling board.</p> <p>Multiply UF values by service correction factors</p> <p>Calculate in accordance with CIBSE Technical Memorandum NO.5 1980</p>											

Utilisation Factor Table(Wall)

Utilisation Factors UF(W)			SHR NOM = 1.50								
Room Reflectance			Room Index(RI)								
Ceiling	Wall	Floor	0.75	1.00	1.25	1.50	2.00	2.50	3.00	4.00	5.00
0.70	0.50	0.20	0.88	0.74	0.62	0.53	0.42	0.34	0.29	0.22	0.18
	0.30		0.73	0.63	0.54	0.47	0.38	0.32	0.27	0.21	0.17
	0.20		0.63	0.55	0.48	0.42	0.34	0.29	0.25	0.20	0.16
0.50	0.50	0.20	0.85	0.71	0.59	0.51	0.40	0.36	0.28	0.21	0.17
	0.30		0.72	0.61	0.52	0.45	0.36	0.30	0.26	0.20	0.16
	0.20		0.62	0.54	0.47	0.41	0.33	0.28	0.24	0.19	0.16
0.30	0.50	0.20	0.82	0.68	0.56	0.48	0.38	0.31	0.26	0.20	0.16
	0.30		0.70	0.60	0.50	0.44	0.35	0.29	0.25	0.19	0.15
	0.20		0.61	0.53	0.46	0.40	0.32	0.27	0.23	0.18	0.15
0.00	0.00	0.00	0.50	0.43	0.36	0.31	0.24	0.20	0.17	0.13	0.11
<p>Rating: 12W Photometrically tested without ceiling board.</p> <p>Multiply UF values by service correction factors</p> <p>Calculate in accordance with CIBSE Technical Memorandum NO.5 1980</p>											

Utilisation Factor Table(Ceiling cavity)

Utilisation Factors UF(C)			SHR NOM = 1.50								
Room Reflectance			Room Index(RI)								
Ceiling	Wall	Floor	0.75	1.00	1.25	1.50	2.00	2.50	3.00	4.00	5.00
0.70	0.50	0.20	0.15	0.17	0.18	0.18	0.19	0.20	0.20	0.21	0.21
	0.30		0.09	0.11	0.12	0.13	0.15	0.16	0.17	0.18	0.19
	0.20		0.05	0.07	0.08	0.10	0.12	0.13	0.14	0.16	0.17
0.50	0.50	0.20	0.15	0.16	0.17	0.18	0.19	0.19	0.20	0.20	0.20
	0.30		0.09	0.11	0.12	0.13	0.15	0.16	0.17	0.18	0.19
	0.20		0.05	0.07	0.08	0.09	0.11	0.13	0.14	0.16	0.17
0.30	0.50	0.20	0.14	0.16	0.16	0.17	0.18	0.18	0.19	0.19	0.20
	0.30		0.09	0.11	0.12	0.13	0.14	0.15	0.16	0.17	0.18
	0.20		0.05	0.06	0.08	0.09	0.11	0.13	0.14	0.15	0.16
0.00	0.00	0.00	NA	NA	NA	NA	NA	NA	NA	NA	NA
<p>Rating: 12W Photometrically tested without ceiling board.</p> <p>Multiply UF values by service correction factors</p> <p>Calculate in accordance with CIBSE Technical Memorandum NO.5 1980</p>											

Zonal Lumen

Gamma [°]	I _{mean} [cd]	Zonal Flux [lm]	Sum Zonal Flux [lm]	Rel Zonal Flux [%]	Sum Rel Zonal Flux [%]
0.0-1.0	339.2	0.3	0.3	0.04	0.04
1.0-2.0	339.1	1.0	1.3	0.12	0.16
2.0-3.0	338.8	1.6	2.9	0.20	0.35
3.0-4.0	338.3	2.3	5.2	0.27	0.62
4.0-5.0	337.7	2.9	8.1	0.35	0.97
5.0-6.0	336.9	3.5	11.6	0.43	1.40
6.0-7.0	336.0	4.2	15.8	0.50	1.90
7.0-8.0	334.9	4.8	20.6	0.58	2.48
8.0-9.0	333.7	5.4	26.0	0.65	3.13
9.0-10.0	332.3	6.0	32.0	0.72	3.85
10.0-11.0	330.8	6.6	38.6	0.80	4.65
11.0-12.0	329.1	7.2	45.8	0.87	5.52
12.0-13.0	327.4	7.8	53.6	0.94	6.45
13.0-14.0	325.5	8.3	61.9	1.00	7.45
14.0-15.0	323.4	8.9	70.8	1.07	8.52
15.0-16.0	321.2	9.4	80.2	1.13	9.66
16.0-17.0	318.9	9.9	90.2	1.20	10.85
17.0-18.0	316.5	10.4	100.6	1.26	12.11
18.0-19.0	313.9	10.9	111.5	1.31	13.42
19.0-20.0	311.2	11.4	122.9	1.37	14.79
20.0-21.0	308.4	11.8	134.8	1.43	16.22
21.0-22.0	305.5	12.3	147.0	1.48	17.70
22.0-23.0	302.4	12.7	159.7	1.53	19.22
23.0-24.0	299.1	13.1	172.8	1.57	20.80
24.0-25.0	295.8	13.4	186.2	1.62	22.42
25.0-26.0	292.3	13.8	200.0	1.66	24.08
26.0-27.0	288.6	14.1	214.2	1.70	25.78
27.0-28.0	284.9	14.4	228.6	1.74	27.52
28.0-29.0	280.9	14.7	243.3	1.77	29.28
29.0-30.0	276.9	14.9	258.2	1.80	31.08
30.0-31.0	272.7	15.2	273.4	1.83	32.91
31.0-32.0	268.3	15.4	288.8	1.85	34.76
32.0-33.0	263.8	15.5	304.3	1.87	36.63
33.0-34.0	259.3	15.7	320.0	1.89	38.52
34.0-35.0	254.7	15.8	335.9	1.90	40.43
35.0-36.0	250.0	15.9	351.8	1.92	42.34

C Plane (°): 0.0-360.0: 45.0
 Test Lab:
 Test Type: TYPE C
 Temperature: 30°C
 Operator: YAN

Gamma Plane (°): 0.0-90.0: 1.0
 Test Device: GPM-1600
 Distance: 7.919 m
 Humidity: 50%
 Inspector:

Zonal Lumen (Continue 1)

Gamma [°]	I _{mean} [cd]	Zonal Flux [lm]	Sum Zonal Flux [lm]	Rel Zonal Flux [%]	Sum Rel Zonal Flux [%]
36.0-37.0	245.2	16.0	367.8	1.93	44.27
37.0-38.0	240.3	16.0	383.8	1.93	46.20
38.0-39.0	235.3	16.1	399.9	1.93	48.13
39.0-40.0	230.4	16.1	415.9	1.93	50.07
40.0-41.0	225.3	16.0	432.0	1.93	52.00
41.0-42.0	220.2	16.0	448.0	1.93	53.92
42.0-43.0	215.0	15.9	463.9	1.92	55.84
43.0-44.0	209.9	15.8	479.8	1.91	57.75
44.0-45.0	204.6	15.7	495.5	1.89	59.64
45.0-46.0	199.3	15.6	511.1	1.88	61.52
46.0-47.0	193.9	15.4	526.5	1.86	63.37
47.0-48.0	188.4	15.2	541.7	1.83	65.21
48.0-49.0	183.0	15.0	556.8	1.81	67.02
49.0-50.0	177.7	14.8	571.6	1.78	68.80
50.0-51.0	172.0	14.6	586.2	1.75	70.55
51.0-52.0	166.4	14.3	600.4	1.72	72.27
52.0-53.0	160.8	14.0	614.4	1.68	73.95
53.0-54.0	155.1	13.7	628.1	1.65	75.60
54.0-55.0	149.5	13.3	641.4	1.61	77.21
55.0-56.0	144.0	13.0	654.4	1.57	78.77
56.0-57.0	138.3	12.6	667.1	1.52	80.29
57.0-58.0	132.5	12.3	679.3	1.47	81.77
58.0-59.0	126.7	11.8	691.2	1.43	83.20
59.0-60.0	121.0	11.4	702.6	1.38	84.57
60.0-61.0	115.5	11.0	713.6	1.33	85.90
61.0-62.0	109.9	10.6	724.2	1.27	87.17
62.0-63.0	104.0	10.1	734.3	1.22	88.39
63.0-64.0	98.1	9.6	744.0	1.16	89.55
64.0-65.0	92.4	9.1	753.1	1.10	90.65
65.0-66.0	86.8	8.7	761.8	1.04	91.69
66.0-67.0	81.2	8.2	769.9	0.98	92.67
67.0-68.0	75.7	7.7	777.6	0.92	93.60
68.0-69.0	70.1	7.2	784.8	0.86	94.46
69.0-70.0	64.6	6.6	791.4	0.80	95.26
70.0-71.0	59.1	6.1	797.5	0.74	95.99
71.0-72.0	53.7	5.6	803.1	0.67	96.66

C Plane (°): 0.0-360.0: 45.0
 Test Lab:
 Test Type: TYPE C
 Temperature: 30°C
 Operator: YAN

Gamma Plane (°): 0.0-90.0: 1.0
 Test Device: GPM-1600
 Distance: 7.919 m
 Humidity: 50%
 Inspector:

Zonal Lumen (Continue 2)

[illegible]

Gamma Plane (°):0.0-90.0:1.0
Test Device: GPM-1600
Distance: 7.919 m
Humidity: 50%
Inspector:

Candlepower Table

Unit: cd

G\C	C0.0	C45.0	C90.0	C135.0	C180.0	C225.0	C270.0	C315.0	C360.0	
G0.0	339.3	339.3	339.3	339.3	339.3	339.3	339.3	339.3	339.3	
G1.0	339.1	339.6	339.5	339.2	339.1	339.1	339.2	339.1	339.1	
G2.0	339.1	339.4	339.2	338.9	338.7	339.1	339.0	338.6	339.1	
G3.0	338.7	339.0	338.7	338.5	338.5	338.7	338.6	338.5	338.7	
G4.0	338.1	338.6	338.3	338.0	337.8	338.0	337.5	337.8	338.1	
G5.0	337.5	338.2	337.5	337.2	337.0	337.1	336.9	337.1	337.5	
G6.0	337.3	337.3	336.6	336.4	336.1	336.2	336.0	336.4	337.3	
G7.0	336.4	336.5	335.5	335.3	335.0	335.0	335.0	335.3	336.4	
G8.0	334.7	335.4	334.5	334.2	333.8	333.8	333.8	334.0	334.7	
G9.0	333.9	334.4	333.2	332.9	332.5	332.4	332.4	332.8	333.9	
G10.0	332.4	332.8	332.2	331.5	331.0	330.8	331.1	331.1	332.4	
G11.0	330.4	331.3	330.5	329.7	329.3	329.2	329.3	329.7	330.4	
G12.0	329.2	329.5	328.9	328.2	327.5	327.2	327.7	328.0	329.2	
G13.0	327.4	327.8	327.1	326.6	325.7	325.2	326.5	326.1	327.4	
G14.0	325.4	326.1	325.1	324.1	323.6	323.1	324.5	324.1	325.4	
G15.0	323.5	324.2	323.1	322.1	321.4	321.2	321.6	321.9	323.5	
G16.0	321.5	321.8	320.7	320.1	319.0	318.5	319.3	319.7	321.5	
G17.0	319.1	319.6	318.1	317.8	316.5	316.1	317.0	317.6	319.1	
G18.0	316.7	317.4	315.8	315.3	313.9	313.5	314.5	314.9	316.7	
G19.0	314.2	314.8	313.3	312.8	311.3	310.7	311.7	312.3	314.2	
G20.0	311.3	311.9	310.6	309.8	308.5	307.9	309.5	309.3	311.3	
G21.0	308.7	308.9	307.7	306.7	305.5	305.0	306.8	306.6	308.7	
G22.0	305.8	306.1	304.8	303.5	302.5	301.9	303.6	303.5	305.8	
G23.0	302.7	303.1	301.5	300.5	299.2	298.8	300.0	300.4	302.7	
G24.0	299.4	300.0	298.2	297.1	295.9	295.3	296.8	296.9	299.4	
G25.0	296.1	296.6	294.8	293.8	292.4	291.7	293.3	293.9	296.1	
G26.0	292.5	293.1	291.5	290.1	288.7	288.1	289.8	290.0	292.5	
G27.0	289.2	289.7	287.7	286.5	284.8	284.5	285.9	286.2	289.2	
G28.0	285.6	285.6	284.0	282.6	280.9	280.4	281.9	282.3	285.6	
G29.0	281.5	282.0	279.7	278.6	276.7	276.4	277.9	278.6	281.5	
G30.0	277.5	277.8	275.8	274.6	272.5	272.1	273.8	274.3	277.5	
G31.0	273.1	273.7	271.4	270.3	268.1	267.8	269.4	270.3	273.1	
G32.0	268.5	269.3	267.0	265.9	263.7	263.1	265.1	265.6	268.5	
G33.0	264.4	264.7	262.5	261.4	259.1	259.0	260.5	261.2	264.4	
G34.0	259.8	260.5	258.0	256.8	254.6	254.3	256.0	256.6	259.8	
G35.0	255.1	255.7	253.5	252.3	249.9	249.4	251.3	252.1	255.1	
G36.0	250.5	251.2	248.7	247.4	245.1	244.6	246.4	247.1	250.5	

C Plane (°):0.0-360.0: 45.0
 Test Lab:
 Test Type: TYPE C
 Temperature: 30°C
 Operator: YAN

Gamma Plane (°):0.0-90.0:1.0
 Test Device: GPM-1600
 Distance: 7.919 m
 Humidity: 50%
 Inspector:

Candlepower Table (Continue 1)

Unit: cd

G\C	C0.0	C45.0	C90.0	C135.0	C180.0	C225.0	C270.0	C315.0	C360.0	
G37.0	245.9	246.4	243.6	242.7	240.1	239.7	241.5	242.2	245.9	
G38.0	240.8	240.7	238.9	237.8	235.1	234.7	236.7	237.3	240.8	
G39.0	236.0	235.9	233.9	232.9	230.0	229.9	231.7	232.7	236.0	
G40.0	231.0	231.8	228.1	227.8	225.2	224.7	226.6	227.7	231.0	
G41.0	226.2	226.5	223.1	222.8	219.8	219.6	221.4	222.4	226.2	
G42.0	221.0	221.6	217.9	217.6	214.8	214.4	216.3	217.4	221.0	
G43.0	215.8	216.3	213.1	212.4	209.6	209.4	211.1	212.2	215.8	
G44.0	210.7	211.5	208.4	207.3	204.2	203.9	205.9	206.9	210.7	
G45.0	205.5	205.3	203.1	201.9	198.9	198.7	200.3	201.6	205.5	
G46.0	199.9	199.9	197.7	196.7	193.4	193.2	196.1	196.2	199.9	
G47.0	194.9	194.6	192.4	191.1	187.9	187.8	190.6	190.7	194.9	
G48.0	188.4	189.3	186.9	185.8	182.3	182.4	184.2	185.4	188.4	
G49.0	183.0	184.8	181.5	180.3	177.7	176.7	179.8	179.9	183.0	
G50.0	178.4	179.1	175.9	174.9	171.4	171.1	174.3	174.4	178.4	
G51.0	172.9	172.6	170.5	169.1	165.7	165.6	167.5	169.0	172.9	
G52.0	167.5	167.2	165.1	163.4	160.1	160.1	162.0	163.4	167.5	
G53.0	162.0	161.6	159.7	157.9	154.3	154.3	156.1	157.6	162.0	
G54.0	156.2	155.9	153.7	152.4	148.6	148.6	150.6	152.0	156.2	
G55.0	150.9	150.4	148.2	146.6	142.9	143.2	145.1	146.5	150.9	
G56.0	144.8	144.8	142.6	141.1	137.4	137.5	140.6	140.7	144.8	
G57.0	139.4	139.0	136.8	135.4	131.6	131.7	133.6	135.0	139.4	
G58.0	134.1	133.3	131.1	130.6	125.8	125.9	127.7	128.3	134.1	
G59.0	128.3	127.7	125.9	123.9	120.0	120.2	122.1	122.5	128.3	
G60.0	122.7	121.9	119.7	118.2	114.3	114.6	116.4	117.9	122.7	
G61.0	117.2	116.3	114.1	113.5	109.6	108.7	110.6	112.2	117.2	
G62.0	111.3	110.6	108.3	107.7	103.9	102.9	106.1	105.4	111.3	
G63.0	105.7	104.8	102.8	101.2	96.9	97.2	99.2	99.7	105.7	
G64.0	100.1	99.2	97.0	95.5	91.0	91.5	93.4	94.0	100.1	
G65.0	94.4	93.5	91.4	89.7	85.5	85.9	87.9	88.4	94.4	
G66.0	88.8	87.8	86.0	84.0	79.8	80.1	82.2	82.8	88.8	
G67.0	83.5	82.3	80.4	78.6	74.1	74.6	76.6	77.0	83.5	
G68.0	77.8	78.0	74.7	72.9	68.5	69.1	70.9	71.5	77.8	
G69.0	72.2	72.4	69.3	67.1	62.9	63.5	65.4	66.0	72.2	
G70.0	66.8	65.7	63.6	61.6	57.2	57.9	61.3	60.5	66.8	
G71.0	61.3	60.1	58.3	55.8	51.9	52.6	56.0	55.0	61.3	
G72.0	55.8	54.9	52.9	50.2	46.4	47.3	50.5	49.7	55.8	
G73.0	50.6	49.5	47.6	44.7	41.0	41.9	45.3	44.1	50.6	

C Plane (°):0.0-360.0: 45.0
 Test Lab:
 Test Type: TYPE C
 Temperature: 30°C
 Operator: YAN

Gamma Plane (°):0.0-90.0:1.0
 Test Device: GPM-1600
 Distance: 7.919 m
 Humidity: 50%
 Inspector:

Unit: cd

C Plane (°):0.0-360.0: 45.0
Test Lab:
Test Type: TYPE C
Temperature: 30°C
Operator: YAN

Gamma Plane (°):0.0-90.0:1.0
Test Device: GPM-1600
Distance: 7.919 m
Humidity: 50%
Inspector: